

CONSOLIDATED INTERFERENCE RISK ASSESSMENT DOCUMENT (DUVRI) AND NOTIFICATION CONCERNING SPECIFIC RISKS

AS PER ARTICLE 26 - ITALIAN LEGISLATIVE DECREE 81/08


EVENT IN QUESTION

SOLAR & STORAGE 2026

07 - 08 OCTOBER


Rev. dated

12/12/2023

 veronafiere	SAFETY AND ENVIRONMENT MANAGEMENT SYSTEM EVENT INTERFERENCE RISK ASSESSMENT DOCUMENTATION (DUVRI)	DOCUMENT: PS09-D01 REV: [0]5 dared: 12/12/2023 PAGE 2 of 13
--	--	---

Contents

1.	General Information.....	3
1.1.	DUVRI Update	3
1.2.	Contents of the DUVRI document	4
1.3.	Information for workers	5
2.	General Dispositions.....	5
2.1.	Hygiene services.....	5
2.2.	Escape routes, emergency exits and transit routes	5
2.3.	Electrical plant.....	6
2.4.	Material storage.....	6
2.5.	Potentially toxic or harmful substances.....	7
2.6.	Adjacent work areas.....	7
2.7.	Confined environments.....	7
2.8.	Hot working.....	7
2.9.	Drinking water.....	8
2.10.	Waste Management.....	8
2.11.	Environment.....	8
2.12.	Activities by Veronafiere's trusted companies	8
3.	Set-up/dismantling period during the exhibition.....	8
4.	General Risks.....	10

 veronafiere	SAFETY AND ENVIRONMENT MANAGEMENT SYSTEM EVENT INTERFERENCE RISK ASSESSMENT DOCUMENTATION (DUVRI)	DOCUMENT: PS09-D01 REV: [0]5 dared: 12/12/2023 PAGE 3 of 13
--	--	---

1. General Information

This Document (DUVRI) was prepared by Veronafiere to implement the dispositions of Article 26 of Italian Legislative Decree 81/08.

The purpose of the document is to identify interference risks between the various activities involved in the course of Exhibition Centre set-up and dismantling stages for the event indicated on the cover. These stages immediately precede and follow the event.

Companies involved in these stages may be engaged directly by VERONAFIERE or by third parties (organising secretariats, exhibitors, other entities, etc.). These companies may operate with a direct contract or as sub-contractors.

For simplicity's sake, this document refers to contractors and sub-contractors in overall terms as **contractors**.

This document, as per Article 26, item 1 letter b) of Law D. Lgs. 81/08, also provides information about specific risks in the environment where contractors will operate and the prevention and emergency measures adopted.


For the purposes of this document, "*interference risks*" are defined as:

- a) those arising from overlapping of several activities in the same area or adjacent areas involving different contractors;
- b) those arising from Veronafiere's own activities in workplaces where **contractors'** employees are present;
- c) those existing in the exhibition centre, where the contractor is expected to operate, or arising from implementing details explicitly requested by Veronafiere in addition to the specific activities contractors themselves.

It must be borne in mind that, in general, this document **does not** identify, analyse and assess risks pertaining to the **contractor** as regards hazards arising from its own operations.

1.1. DUVRI Update

The Interference Risk Assessment document (DUVRI) must be updated in relation to the evolution of work activities involving interference risks and any changes that may have arisen.

 veronafiere	<p style="text-align: center;"><i>SAFETY AND ENVIRONMENT MANAGEMENT SYSTEM</i></p> <p style="text-align: center;">EVENT INTERFERENCE RISK ASSESSMENT DOCUMENTATION (DUVRI)</p>	DOCUMENT: PS09-D01 REV: [0]5 dared: 12/12/2023 PAGE 4 of 13
--	---	---

The DUVRI document is updated by Veronafiere's Prevention and Protection Service (SPP)

The updated DUVRI in PDF format is available through the Veronafiere Document Portal

Every contractor shall verify at regular intervals, and during set-up and dismantling stages at least once a day, the Veronafiere web site for the up-dated version.

To forward comments or suggestions regarding the DUVRI document, contact the Veronafiere Prevention and Protection Service.


1.2. Contents of the DUVRI document

The minimum contents of the DUVRI for trade fair events are listed in Annex V of the Ministerial Decree 07/22/2014 (Stages and Trade Fairs decree).

The DUVRI document is specific to each event and its contents are the result of planning and organisational decisions in compliance with Article 15 of Legislative Decree 81/2008, with particular regard to the context and site where the event takes place. The DUVRI contains at least:

- a) Timetable and dates when set-up and dismantling operations take place;
- b) Characteristics of the Exhibition Centre;
- c) Exhibition Centre access and logistic methods;
- d) Exhibition Centre emergency plan;
- e) Information concerning risks present in the Exhibition Centre;
- f) Indications about interference risks present during set-up and dismantling stages and the relative preventive and protection measures to be adopted.

The following documents form an integral part of the DUVRI: the "District Emergency Plan", the "Technical Regulations" and the "Event Regulations". Veronafiere Technical Regulations can be found at the following link: <https://www.veronafiere.it/info-e-servizi/regolamenti-e-duvri/>, whilst the Neighbourhood Emergency Plan and Event Regulations are available in the exhibitor-only e-commerce area.

 veronafiere	<p style="text-align: center;">SAFETY AND ENVIRONMENT MANAGEMENT SYSTEM</p> <p style="text-align: center;">EVENT INTERFERENCE RISK ASSESSMENT DOCUMENTATION (DUVRI)</p>	DOCUMENT: PS09-D01 REV: [0]5 dared: 12/12/2023 PAGE 5 of 13
--	--	---

1.3. Information for workers

Veronafiere and **Contractors** must inform their workers exposed to interference risks about the contents of this document and the emergency measures adopted in the workplace covered by the DUVRI interference risk assessment document itself.

2. General Dispositions

Access to the VERONAFIERE area during set up and dismantling stages is always and exclusively restricted to persons authorised in advance. Such persons are authorised only and exclusively to access the area where they are supposed to work and only for the time strictly necessary for their activities.

Access to the exhibition centre will be defined in the current edition of the Technical Regulations and the Exhibition Regulations defined before each event in accordance with contractual terms and conditions.

2.1. Hygiene services

The **Contractor's** personnel may use the hygiene services available in the exhibition centre unless otherwise agreed. The use of these hygiene services is subordinated to observance of cleanliness and decorum.


2.2. Escape routes, emergency exits and transit routes

The **Contractor** in performing its tasks must review escape routes, emergency exits, fire-prevention devices (extinguishers, etc.), and emergency systems (alarm system, etc.) in advance.

While performing operations connected with the **Tender**, aisles between the stands, corridors and escape routes in general must always be kept in conditions allowing people to move easily along them in the event of an emergency; aisles, corridors and escape routes must be kept clear of flammable material, groups of people and obstacles or any kind, even if temporary.

It is consequently FORBIDDEN:

- to leave and store materials opposite emergency doors, on stairs, along escape routes, etc. that may interfere with emergency situations or obstruct correct closure of fire doors;

 veronafiere	<p style="text-align: center;"><i>SAFETY AND ENVIRONMENT MANAGEMENT SYSTEM</i></p> <p style="text-align: center;">EVENT INTERFERENCE RISK ASSESSMENT DOCUMENTATION (DUVRI)</p>	DOCUMENT: PS09-D01 REV: [0]5 dared: 12/12/2023 PAGE 6 of 13
--	---	---

- to leave, even in areas not specifically mentioned, materials that may cause people to stumble or obstruct routine transit.
- remove parapets, man-hole covers, protection gratings, walk-over flooring, etc. with consequent risk that people may fall or stumble; whenever requirements associated with the **Tender** envisage the need to open manhole covers, protection gratings, etc. or remove guards and parapets, the **Contractor** must cordon off the area in advance to prevent risks of falling or stumbling by third-parties. Hatches, manhole covers, gratings etc. must NEVER be left open and unsupervised even for very short periods.

2.3. Electrical plant

The **Contractor** is only and exclusively authorised to use electricity supplied by the electrical plant.

The Contractor must:

- use the electrical system in accordance with the requirements of good technique and good workmanship;
- use components (cables, plugs, sockets, etc.) and electrical machinery conforming to high standards of workmanship (CE mark or other type of certification) in good working order;
- do not use jointed cables or others with evident damage or abrasions.


It is forbidden to use adaptors and reducers; equipment must have a plug matching the socket used in the venue.

2.4. Material storage

The **Contractor** is authorised to leave in its area of pertinence only the material strictly necessary for its own activities.

It is absolutely forbidden to leave set-up materials outside respective exhibition spaces during set-up operations; the shared corridors/aisles must always be free of obstacles.

The Contractor must follow the dispositions provided in the Technical Regulations concerning disposal by Exhibitors/Stand Fitters Builder of waste processing materials accumulated during set-up assembly/disassembly operations.

 veronafiery	SAFETY AND ENVIRONMENT MANAGEMENT SYSTEM EVENT INTERFERENCE RISK ASSESSMENT DOCUMENTATION (DUVRI)	DOCUMENT: PS09-D01 REV: [0]5 dated: 12/12/2023 PAGE 7 of 13
--	--	---

Material that can be recycled must be placed in the special containers provided by Veronafiery outside the halls.

2.5. Potentially toxic or harmful substances

The **Contractor** is authorised to use potentially toxic or harmful substances only within the scope of its own activities on taking appropriate precautions based on good technical workmanship and the producer's instructions.

It is absolutely forbidden to leave or otherwise abandon accessible containers holding potentially toxic or harmful substances.

The uses of such substances must not cause, even indirectly, any risks for the health and hygiene for staff of Veronafiery and other companies.

2.6. Adjacent work areas

Contractors operating in areas adjacent to shared areas in zones where personnel of other companies are at work.

Inasmuch, the Contractor must work exclusively inside its own area after marking off the perimeter and taking into consideration ALL risks that may interfere with the surrounding area.

Work must be temporarily interrupted whenever an unauthorised worker or other third party is in the pertinent area.


2.7. Confined environments

There are several locations inside the Exhibition Centre that may be classified by law as CONFINED ENVIRONMENTS.

Locations identified as CONFINED ENVIRONMENTS are indicated by specific signs and access to them, even for maintenance operations or operations pertaining to set-up/dismantling, is regulated by a specific Operating Instruction. Access must always be authorized in advance.

2.8. Hot working

- HOT WORKING means any activity, temporary or permanent, which in its execution involves the use of naked flames or is capable of producing heat and sparks.

 veronafiere	SAFETY AND ENVIRONMENT MANAGEMENT SYSTEM EVENT INTERFERENCE RISK ASSESSMENT DOCUMENTATION (DUVRI)	DOCUMENT: PS09-D01 REV: [0]5 dared: 12/12/2023 PAGE 8 of 13
--	--	---

All hot work carried out inside the Exhibition Centre must always be authorized in advance. Operating methods are managed by a specific Operating Instruction.

2.9. Drinking water

Veronafiere, in compliance with regulatory provisions, implements the necessary monitoring tasks for water distributed within the Exhibition Centre through a health and hygiene verification plan.

2.10. Waste Management

Waste management during set-up/disassembly/exhibition stages (trade fair activities) is governed by specific documentation issued by Veronafiere in the form of Technical, General and Event Regulations

2.11. Environment

Veronafiere, in compliance with regulatory provisions, implements all necessary monitoring and control measures to safeguard environmental aspects associated with the activities hosted in the Exhibition Centre.

The Contractor is required to comply with the provisions defined in all Veronafiere regulations.


2.12. Activities by Veronafiere's trusted companies

During set-up and dismantling stages in shared areas as well as areas pertinent to the Contractor, personnel of Veronafiere's trusted companies may be present in order to connect plant utilities: electricity, water, telephone, etc.

The **Contractor** is required to interrupt operations temporarily for the time necessary to make these connections.

3. Set-up/dismantling period during the exhibition

As regards set-up, development and dismantling dates, exhibitors and fitters are invited to refer to the General Regulations of the event where timing for set-up, completion of set-up work, exhibitor-only and dismantling days with relative Exhibition Centre access and exit times.

 veronafiere	<i>SAFETY AND ENVIRONMENT MANAGEMENT SYSTEM</i> EVENT INTERFERENCE RISK ASSESSMENT DOCUMENTATION (DUVRI)	DOCUMENT: PS09-D01 REV: [0]5 dared: 12/12/2023 PAGE 9 of 13
--	--	---

Please remember that in order to access the exhibition centre during set-up and dismantling stages, fitting companies and exhibitors must have a valid “set-up pass” for people and vehicles.

	START	END
SET-UP	Check the General Regulations	Check the General Regulations
EXHIBITOR DAY	Check the General Regulations	Check the General Regulations
DURING THE SHOW	07/10/2026	08/10/2026
DISMANTLING	Check the General Regulations	Check the General Regulations


	EXHIBITION HALLS	OUTDOOR AREAS
AREAS INVOLVED	6-cs6/7	F




4. General Risks






Operators who access and work in the Exhibition Centre during set-up and dismantling stages MUST always wear the following PPE:






PPE to protect the head PPE to protect the feet High visibility clothing	
--	---





and also have the following PPE available to wear when needed:

PPE for hands (impact, cuts, crushing). PPE for respiratory protection PPE to protect hearing	
---	---

Critical aspects	Highlighted risks	Prevention Measures
PRESENCE OF DEPOSITED, SCRAP AND WASTE MATERIALS 	<p>Risks of jabs, cuts, impact of stumbling caused by the presence of deposited materials and processing waste.</p> <p>The material may be present on stands and in shared areas.</p> <p>Presence is also possible areas not marked off by nails, screws, wood and metal splinters and waste material in general.</p>	<p>Follow the dispositions provided in the Technical Regulations concerning disposal by Exhibitors/Stand Fitters Builder of waste processing materials accumulated during set-up assembly/disassembly operations.</p> <p>Material that can be recycled must be placed in the special containers provided by Veronafiore outside the halls.</p> <p>Use suitable personal protection devices for feet (protective footwear)</p> <p>For direct handling by operators, using PPE (goggles, gloves and safety clothing, etc.) is mandatory.</p>
MATERIAL FALLING FROM HEIGHTS AND IN ADJACENT AREAS 	<p>Risk of set-up materials and/or tools falling inside or in the vicinity of pertinent work areas</p>	<p>When working at height, areas must be cordoned off by fixed barriers or coloured tape or supervised by an operator to prevent transit</p> <p>If possible, do not pass through or operate in areas close to activities carried out using ladders, scaffolding, overhead platforms, builders stages, etc.</p> <p>When operating near such activities, use PPE (hard hats)</p>
PRESENCE OF OBSTACLES OR PROTRUDING PARTS 	<p>Risks arising from presence of sharp edges, lowered aiseways, protruding parts etc. that are not clearly identified.</p>	<p>Move around with great care outside the pertinent area.</p> <p>Wear head PPE (hard hat)</p>

Critical aspects	Highlighted risks	Prevention Measures
<p>ASSEMBLY-DISASSEMBLY OF APPENDAGES AND "AMERICANA" STRUCTURES</p> 	<p>Risk arising from materials dropped during assembly and disassembly involving appendages, posters and "Americana" structures</p>	<p>All areas underneath such operating locations must be cordoned off by fixed barriers, with coloured tape or supervised by an operator to prevent transit.</p> <p>It is forbidden to transit in or near areas involved in the assembly of suspended Americana structures.</p> <p>When operating near these areas, use PPE (hard hats)</p>
<p>USE OF TOOLS SUCH AS CIRCULAR SAWS, SHEARS, GRINDERS, ETC.</p> 	<p>Risk of cuts, crushing or shearing arising even from indirect use of tools</p>	<p>The use of these tools is allowed exclusively for small finishing touches within the relevant exhibition area.</p> <p>Only the use of compliant devices is permitted and, if necessary, fitted with a specific chip and dust extraction-collection system.</p> <p>Operators who use such tools must wear the necessary PPE (goggles, gloves and safety clothing, etc.).</p> <p>It is forbidden leave tools ON and unattended.</p>
<p>VEHICLES WITH INTERNAL COMBUSTION ENGINES INSIDE SHOW HALLS</p> 	<p>Risks of intoxication deriving from the presence of combustion products in indoor areas.</p>	<p>The parking of transport vehicles inside halls, when permitted, must be limited to the time strictly necessary for loading/unloading of goods intended for exhibition spaces (and must not exceed the time limit of 1 hour).</p> <p>Vehicles may be left running exclusively for technical reasons and for very short periods, otherwise suitable exhaust gas suction systems must be fitted.</p>
<p>EMERGENCY EXITS CLOSED</p> 	<p>Risk arising from possible presence of doors marked as "emergency exits" which are closed when there are no visitors.</p>	<p>When the venue is closed to the general public, exit even under emergency conditions must be through the entrance used to enter the premises.</p> <p>The viability of exits marked as "emergency exits" when open to the public is not assured</p> <p>However, always keep doors marked as "emergency exits" free of obstacles.</p>
<p>OPEN MANHOLES</p> 	<p>Risk of falling and tripping caused by presence of open manholes for technical services</p>	<p>Work exclusively inside your own exhibition space and common areas.</p> <p>Be careful when proceeding along routes outside the stand</p> <p>Always wear suitable PPE (protective footwear)</p>

Critical aspects	Highlighted risks	Prevention Measures
<p>EXHIBITION CENTRE TRAFFIC</p> 	Risk of collision between vehicles and with pedestrians	<p>Follow the signs in the Exhibition Centre, the instructions issued by Veronafiere personnel and the Highway Code.</p> <p>Maximum vehicle speed is 20 km/h. When pedestrians are around. vehicles must proceed dead slow (5 km/h).</p> <p>Always wear high visibility clothing</p>
<p>SIMULTANEOUS PRESENCE OF PEOPLE AND VEHICLES</p> 	Simultaneous presence of people and vehicles etc. inside the exhibition centre	<p>Vehicle access is permitted only for justified reasons related to the performing the activity in question</p> <p>Always drive vehicles with caution.</p> <p>Pedestrians always have precedence</p> <p>Maximum vehicle speed is 20 km/h. When pedestrians are around. vehicles must proceed dead slow (5 km/h).</p> <p>Always wear high visibility clothing</p>
<p>CIRCULATING WITH FORKLIFTS</p> 	Risk of impact, collision with transport and lifting vehicles in indoor and outdoor areas alike.	<p>Forklift trucks must not exceed the speed limit of 20 Km/h a proceed dead slow in particularly narrow areas where there are many people and vehicles.</p> <p>During load-handling operations, the visible driving direction must be opposite to the direction of the forks and the flashing light must always be ON</p> <p>Pay attention when other forklift trucks are also operating.</p> <p>Personnel on the ground must not remain inside the forklift's range of action and must wear high visibility clothing.</p>
<p>ELECTRICAL HAZARD</p> 	Risk of electric shock from electrical equipment owned by Veronafiere.	<p>It is absolutely forbidden to tamper with the control panels provided by Veronafiere for electricity supply.</p> <p>Intervention of electrical panels is only permitted to trusted specialist companies appointed by Veronafiere.</p> <p>Possibility of using during assembly/disassembly stages only the service sockets provided by Veronafiere.</p>
<p>POTENTIALLY LIVE ELECTRICAL PARTS</p> 	Risk of direct electric shock from contact with electrical parts assumed not to be live.	<p>All operators must always consider that shared or unidentified electrical parts are always live.</p> <p>Operators who must work on plant for individual stands and/or set-ups must proceed as if the system is powered. Inasmuch, they must isolate the portion of plant on which they are working upline regardless of whether electrical supply is ON or OFF.</p>

Critical aspects	Highlighted risks	Prevention Measures
<p>TECHNOLOGICAL PREMISES</p> 	<p>Risk arising from possible access to technological facilities.</p> <p>These premises may have present machines, equipment, hazardous substances and materials</p>	<p>All such premises are clearly marked off.</p> <p>There are specific signs identifying such premises/facilities and forbidding access to unauthorised persons.</p> <p>Access to individual rooms or specific areas is permitted only to specifically appointed companies.</p> <p>Each company must ensure that access doors are kept closed and that no other persons can access such premises while they are working there.</p> <p>Technical ducts and tunnels are considered confined spaces as per Presidential Decree DPR 177/2011 and access is therefore only allowed under the conditions defined by said legislation, following specific authorisation</p>
<p>SLIPPERY/WET SURFACES</p> 	<p>Risk of slipping caused by wet floors/surfaces</p> <p>High risk of slipping because of the presence of liquids on the ground following leaks/losses, dispersions, infiltration of rainwater, etc...</p>	<p>There may be wet and slippery floors, stairs, aisles etc. inside the venue.</p> <p>Be careful and transit with caution, particularly in areas where hazard warning signs are displayed.</p> <p>If you must work systematically on wet or slippery surfaces, you must wear suitable PPE safety shoes.</p> <p>The presence of wet floors must be indicated with appropriate signs</p>
<p>RISK OF EXPOSURE TO NOISE</p> 	<p>Risk arising from the presence of prolonged and/or loud noise, even originating from adjacent areas.</p>	<p>Minimise the time for which noise is generated.</p> <p>Provide operators with suitable PPE (earplugs, headsets, etc.) even for protection against external noise.</p>
<p>PRESENCE OF DUST/POWDERS</p> 	<p>Exposure to dust/powders arising from handling of materials and setting-up/dismantling operations.</p>	<p>Minimize dust/powder emissions.</p> <p>Tools that generate dust/powder must be connected to local suction systems.</p> <p>Provide operators with appropriate PPE (masks) even to ensure protection against dust/powder arising from third-party operations.</p>